
REMOTE LEARNING AT BRAYWICK COURT SCHOOL

A GUIDE TO SUPPORT PARENTS, CARERS AND PUPILS



What are the challenges you might face?

Being Independent

Sometimes it is difficult to feel confident and able to work independently when you don't have your classmates around you.

Remember the 5 B's:

Brain, Book, Board, Buddy, Boss

You are used to working with independence for some of the time at school.

Perseverance

Don't give up!

It is important to have a growth mindset.

No one expects you to be perfect or get the answer first time.

Making mistakes is an important part of the learning process.

Learning from your mistakes is a valuable skill.

Asking for help

Asking for help is a strength.

Try to solve a problem on our own first, but don't worry about asking for help when you need it.

You can ask your parents, siblings, friends and teachers.

Motivation

Remote learning can feel lonely sometimes and it is normal for you to miss the business of school.

Try to set yourself goals to achieve each day and recognise when are finding it tricky to stay motivated, then ask for help.

Engagement

Remember to always try your best and to be proud of your work.

Try to complete as many of the tasks set by your teacher as you can.

Live lessons will help you to feel connected to school and to your class.

Ask questions if you want to know more or don't understand a task.

Home Learning Set Up




- Having a suitable work space is really important.
 - Find somewhere quiet to work, without distractions of TV or toys.
 - Having a work space which is different to your relaxing and play space will help you to get into the right mindset for school work.
-
- Be prepared! Have all the resources you might need ready, just like you would in school.
 - Charge your devices the evening before so that you are ready to start work on time.
 - Have a drink and snack prepared so that at break time you can refuel.
 - Check Edmodo every morning so that you know what your tasks for the day are.



Planning your time

- Check your daily agenda every morning – know what is expected of you that day.
- Get up and dressed on time and always have a good breakfast before school starts.
- Make a ‘to do’ list for the day – including break times – and tick each item off as you complete each task.
- Have breaks away from your work space, play outside or go to another room if you can.
- Plan who will help you with your work and when they can do this.
- Join in with live lessons, it is a great way to catch up with your friends and teachers.



What will my lessons look like?

All of your work will be posted onto Edmodo every morning.

Your teachers will make it really clear what you have to do and will use a mixture of the lessons below.

Live Video Lesson

This is where you will meet your teacher and your class on Zoom. You will have the chance to join in discussions and ask questions as well as seeing your friends.

Pre Recorded Lesson

This is a video for you to watch when you are ready. It might be made by your teacher or it might be a video from a different resource such as White Rose Maths.

Remote Lesson

This is a lesson where no video tuition is needed. Your teacher will post all the resources and instructions you need onto Edmodo.

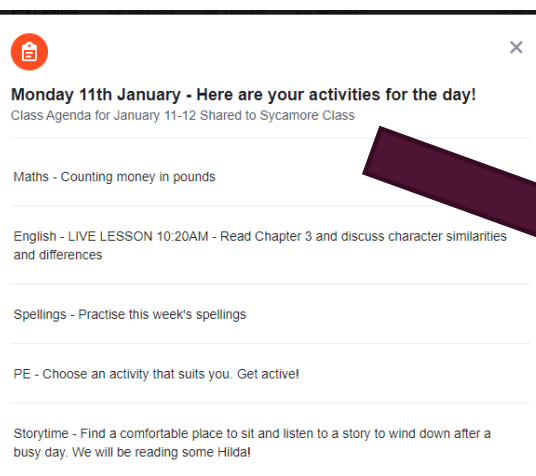
Each day you will have at least three lessons: maths, English and one other.

Fun Fridays are a chance to explore other subjects such as Spanish, music, cookery and art.

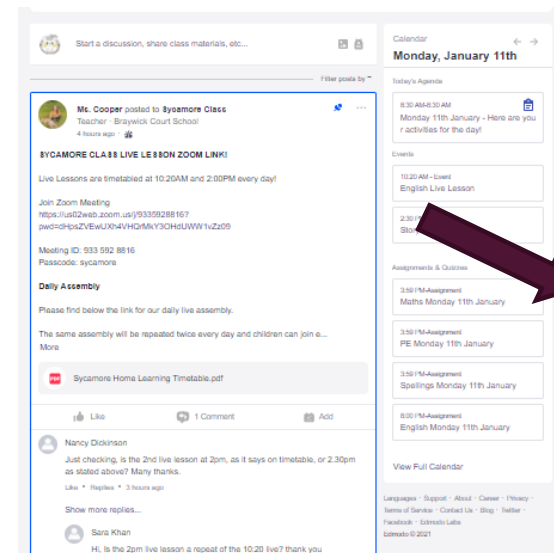
Using Edmodo



- We have chosen Edmodo for our online learning platform because it is easy to use and really child friendly.
- Watch our YouTube tutorial for some tips on how to navigate the site:
<https://www.youtube.com/watch?v=vcVWTIAX5WIs>
- You can use Edmodo on a range of devices: laptop, iPad, phone, tablet. You can download the Edmodo app for free, this makes it really easy to submit your work.



Check your calendar to find your daily agenda and any assignments that have been set.

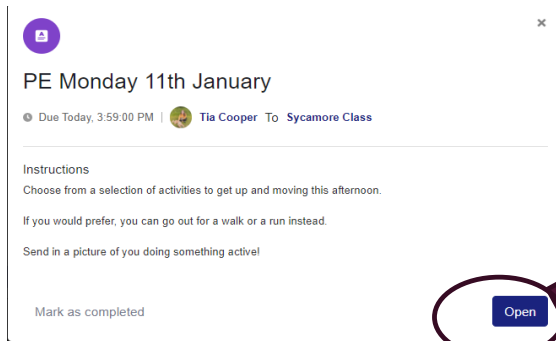


Check the news feed to ask questions or catch up on posts from your class.

Using Edmodo – submitting work

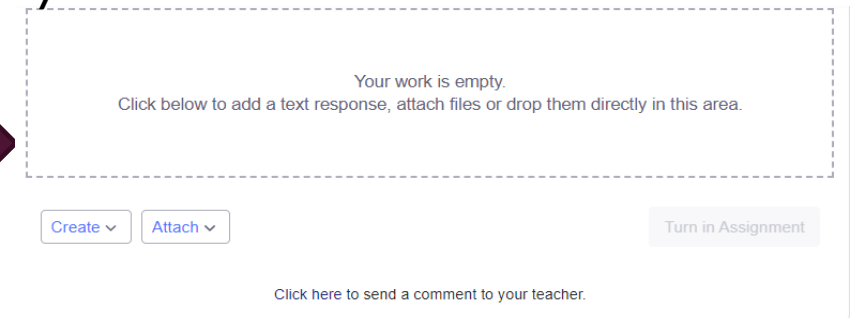


On a PC/Laptop:

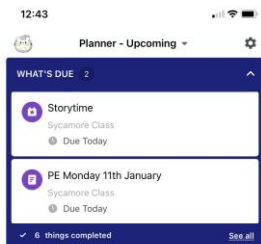


Click on the assignment in your calendar.
Choose 'open'

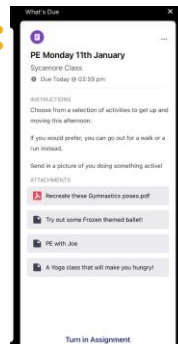
Attach your work and leave a comment if you would like to.



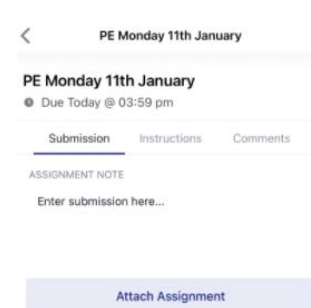
On a tablet or Smart phone:



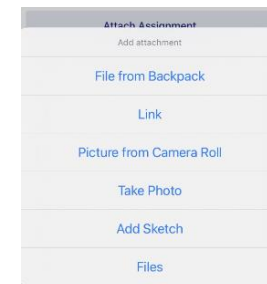
Select the 'planner' tab
Choose the correct lesson



Select 'turn in
assignment'

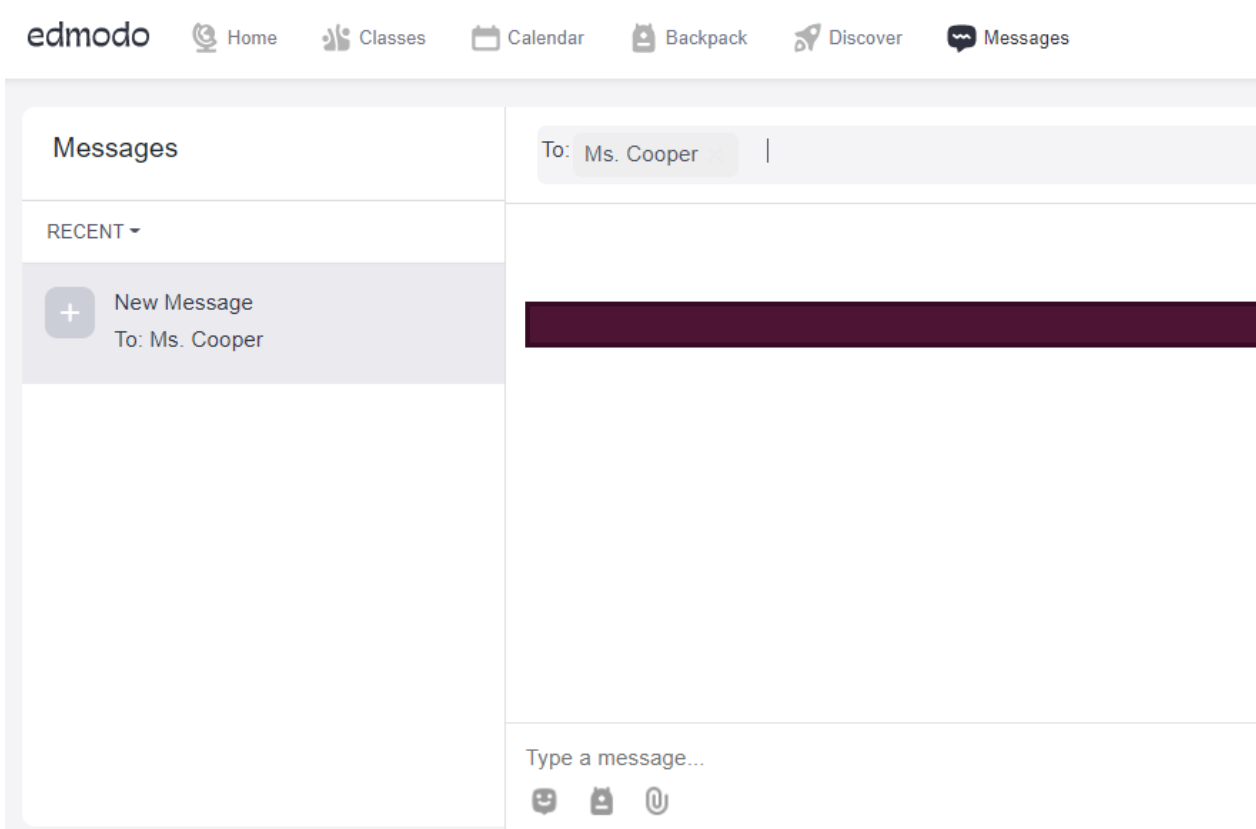


Attach assignment



Take a photo of your work
and to upload.

Using Edmodo



You can send your teacher a message using the 'message' feature.

This could be a photo of something interesting you have done at home, or it might be a question you have about your work.

You can only message staff assigned to your class. Please be patient as staff are all working remotely and in school, so your message might not be responded to on the same day.

You can also email your class email account or the school office if you need to get in touch.

Top Tips for Home Learning

Get a study buddy!

Team up with a friend to complete your work together.



Outdoor Fun

Get outside every day if you can. At school you would be outside for a minimum of 1 hour every day, whatever the weather! Try not to make excuses, get your coat on and get outside for some fresh air.



Screen Breaks

Plan screen breaks into your day, this will help to clear your mind and improve your concentration.












Ask questions

During live lessons, or at the end of assembly you can ask questions or share anything you are worried about or struggling with. We are here to help you with anything you are finding tricky.



Online resources to support pupil's learning.



| | | |
|-------------------------------------------------------------------------------------------------------------------------------------------------------------------------------------------------------------------------------------------------|----------------------------------------------------------------------------------------------------------------------------------------------------------------------------------------------------------------------------------------------------------------------------------------------------------------------------------|--------------------------------------------------------------------------------------------------------------------------------------------------------------------------------------------------------------------------------------------------------------------------------------------------|
| <p>Spelling Shed Spelling practice: Years 1- 6</p>  <p>www.play.edshed.com or via Spelling Shed app</p> | <p>Maths Shed Maths skills: Years 1- 6</p>  <p>www.play.edshed.com or via Maths Shed app</p> | <p>Bug Club Reading & Comprehension: EYFS - Year 6</p>  <p>https://www.activelearnprimary.co.uk/login</p> |
| <p>TT Rockstars Multiplication Tables: Years 3-6</p>  <p>https://ttrackstars.com or via TT Rockstars app</p> | <p>Phonics Play Phonics practice: EYFS -Year 2</p>  <p>https://www.phonicsplay.co.uk/ Username: march20 Password: home</p> | <p>Nessy * Reading & spelling practice: Years 1-6</p>  <p>https://www.nessy.com/uk/ or via Nessy App</p> |
| <p>Edmodo Online Learning Portal: EYFS – Year 6</p>  | <p>Purple Mash Online Learning Portal: EYFS – Year 6</p>  <p>https://www.purplemash.com/sch/braywickcourt (google chrome is the best browser for purple mash)</p> | <p>BCS YouTube Online Learning Portal: EYFS – Year 6</p>  <p>https://www.youtube.com/channel/UCIHhtw3wR_bTXrZmA-VR9bQ</p> |